

INTRODUCING SAVANT LIGHTING

Automate your lights with Savant and deliver beautiful color to any room. Savant combines colored smart light bulbs and LED strips with a remarkable App experience.

STEP 1

Download the Savant Lighting Truelmage iOS App, create a Savant account



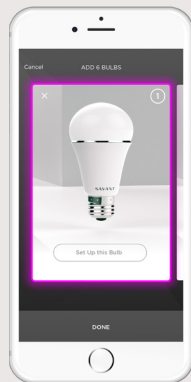
STEP 2

Install bulbs and turn light fixtures on, bulbs will flash different colors for a few seconds



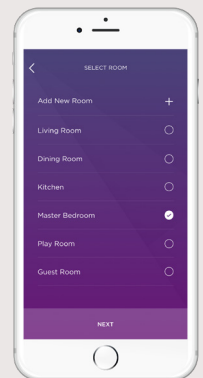
STEP 3

With Bluetooth enabled on your iOS device, discover your bulbs



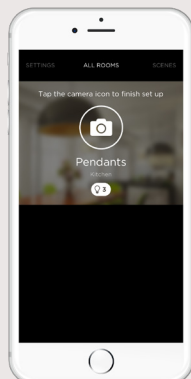
STEP 4

Name each bulb and assign to rooms and groups



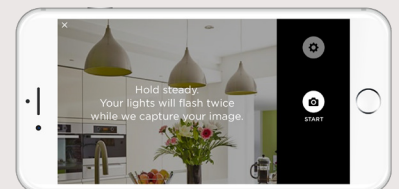
STEP 5

Take your Truelmage photos, you can retake the photo to get it just right



STEP 6

Tap the gear to adjust exposure as necessary to capture the light



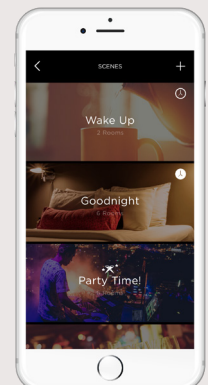
STEP 7

Enjoy your lighting! Adjust the color of the lights and see it update in real time



STEP 8

Things to try - Create a new scene using multiple lights that can turn on or change color as a group with a single button press



SAVANT | savant.com

© 2018 Savant Systems, LLC. All rights reserved.

Need help? Visit support.savant.com/lighting